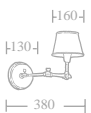




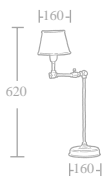
Adjustable Lamps

The 'MOMBASA' range

Brass adjustable arm lamps complete with brass shades. Finished in 'Pumice'. Other colours are available to order.



WL452
Adjustable Wall Light
1 x 60W SES



TL451
Adjustable Table Lamp
1 x 60W SES



FS450
Adjustable Floor Lamp
1 x 75W ES



Adjustable Lamps

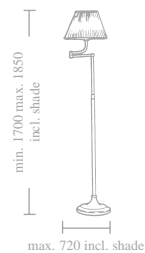
Max Proj 520



VF 280
Studio wall Lt.
1 x 100W BC/ES
Shade - LS 230/ST



VF 282
Studio Table lamp
1 x 100W BC/ES
Shade - LS 230/ST



VF 284
Studio Floor lamp
1 x 100W BC/ES
Shade - LS 234/ST

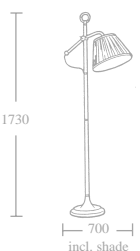


Adjustable Lamps

The 'STUDIO and LIBRARY' range

Well engineered adjustable arm lamps in solid brass finished Antique Bronze patina - alternative finishes are illustrated on page 64 of the catalogue.

Dimensions given include shades. These are sold separately. Shades illustrated are Antung silk with self trim.



VF 274
Library Floor lamp
1 x 100W BC/ES
Shade - LS 214/LB



VF 270
Library Wall Lt.
1 x 60W BC/ES
Shade - LS 208/LB



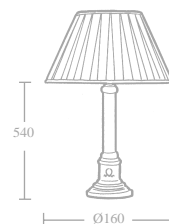
VF 272
Library Table lamp
1 x 60W BC/ES
Shade - LS 208/LB



Classic Lamps

The 'SIENNA' lamp range

Hand painted rag finish with
tooled brass details.
Silk lampshades are sold separately.



TL 219 Ivory
1 x 100W BC/ES
Shade - LS 218
Cathedral

TL 220 Green
1 x 100W BC/ES
Shade - LS 218
Knife

TL 221 Blue
1 x 100W BC/ES
Shade - LS 218
Smocked

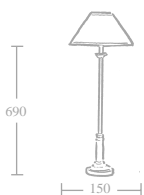
TL 222 Burgundy
1 x 100W BC/ES
Shade - LS 218
Knife



Classic Lamps

The 'AREZZO' & 'DECORATORS' lamps

The Arezzo range features Antique Bronze patina finish on reeded brass columns with cast brass plinths. The Decorators lamp is hand painted and matches the Sienna range on the previous page.

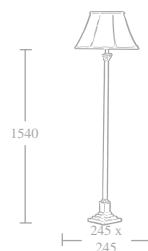


TL 223 Decorators
Burgundy
1 x 60W BC/ES
Shade - LS 288B



TL 224 Decorators Blue
1 x 60W BC/ES
Shade - LS 288N

TL 225 Decorators Ivory
1 x 60W BC/ES
Shade - LS 288C



TL 202BR
Arezzo Ant Bronze
1 x 100W BC/ES
Shade - LS 216 Box

FL 224BR Ant Bronze
1 x 150W BC/ES
Shade - LS 220P



Ceramic Lamps



TL 701 Ginger Jar
Celadon Crackle
1 x 150W BC/ES
Shade - LS 224P

TL 702 Ginger Jar
Ivory Crackle
1 x 150W BC/ES
Shade - LS 224P

TL 703 Ginger Jar
French Dolphin
1 x 150W BC/ES
Shade - LS 224P



Ceramic Lamps

'PAGODA' & 'GINGER JAR' table lamps

Classic Antique Chinese shapes in subtle patinated glazes. TL 703 has a hand painted copy of an antique French Dolphin Design. Other colours and sizes in these lamps can be supplied for contract quantities. Please refer to page 65 for colours.



TL 711 Pagoda
Ivory Crackle
1 x 150W BC/ES
Shade - LS 224P

TL 712 Pagoda
Celadon Crackle
1 x 150W BC/ES
Shade - LS 224P

TL 710 Pagoda
Antique Gold
1 x 150W BC/ES
Shade - LS 224P



Ceramic Lamps

The 'ARLES' table lamp

Copy of an unusual mid nineteenth century French storage jar with leaf and floral decoration and hand worked open-work detail.



TL 720
Ivory Crackle
1 x 150W BC/ES
Shade - LS 226P

TL 721
Celadon Crackle
1 x 150W BC/ES
Shade - LS 226P



Ceramic Lamps

The 'MILANO' table lamp

Extra large table lamps to complement spacious interiors and hotel foyers.



TL 731
Pewter & Gold
1 x 150W BC/ES
Shade - LS 228P

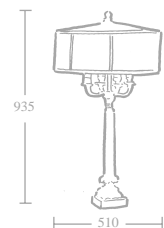
TL 730
Ivory Crackle
1 x 150W BC/ES
Shade - LS 228P



Marble Lamps

The 'DIRECTOIRE' lamp

Marble and Brass candelabra
 Copies of late 18th Century French lamps.
 Sold complete with silk shades.



TL 651 Black
TL 652 Red
TL 653 Green
 4 x 60W SBC/SES



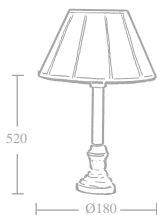
Marble Lamps

'MARBLE COLUMN' lamps

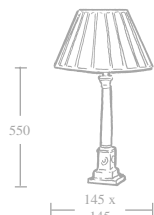
Marble column lamps with cast brass plinths and details.
Silk lampshades are sold separately.



TL 207 'Corinth' - Black
TL 208 Green
TL 206 Red
1 x 150W BC/ES
Shade - LS 220 - Knife



TL 301 'Carlton' - Red
TL 303 Black
TL 302 Green
1 x 150W BC/ES
Shade - LS 220P



TL 216 'Empoli' Black
TL 214 Green
TL 215 Red
1 x 100W BC/ES
Shade - LS 218 - Box



Marble & Crystal Lamps

The 'PALACE' & 'BERKELEY' lamps


Marble and Brass cassiolette table lamps with cast brass rams head and details.
 Crystal glass table lamps with brass plinths and details finished in Antique French Gold.
 The silk shades are sold separately.



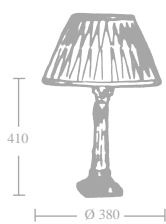
TL 309 Palace - Black
TL 310 Green
TL 311 Red
 1 x 150W BC/ES
 Shade LS 240



TL 600 Berkeley
 Barley Column
 1 x 100W BC/ES
 Shade LS 212 Box



TL 601 Berkeley Urn
 1 x 100W BC/ES
 Shade LS 218 Cathedral




TL 501
 Berkeley Column
 1 x 100W BC/ES
 Shade LS 218 Smock



Marble Lamps

The 'NASH' lamp

Marble and Brass candelabrum with adjustable metal shade. The finely cast brass legs and details finished in Antique French Gold. The shade hand painted with wreath and floral design.



TL 312 Black Marble
3 x 60W SBC